

Use MTSS Climate Types Report to Measure, Track, and Improve School Climate



WHAT IS THE CLIMATE TYPES REPORT?

School climate is a critical measure for educators. The free annual [Kansas Communities That Care \(KCTC\) Student Survey](#) can help gauge climate for 6th, 8th, 10th, and 12th-graders. The survey asks about risk factors, like depression, and wellbeing factors, like school involvement. The Kansas Multi-Tier System of Supports (MTSS) Climate Types Report contains select KCTC data showing these four climate types that affect student development, learning, and wellbeing:

PROTECTIVE CLIMATE TYPES:



- Empowering Engagement: Student voice/agency
- Empowering Relationships: Guardians/teachers

RISK CLIMATE TYPES:



- Depressed: Depression/suicide behaviors
- Anxious-Conflictual: Bullying

VIEW YOUR REPORT

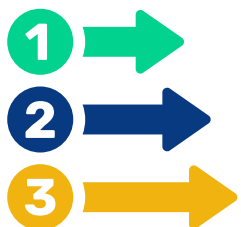
MTSS Climate Types Reports are in KSDE's [AMOSS](#) system for KCTC-participating districts.

- In AMOSS, click "Climate Survey" at left and select Climate Survey from the drop down
- Don't have AMOSS access? Contact your superintendent to request access or a report.

WHAT'S INCLUDED IN THE REPORT

The report includes key KSDE Report Card and KCTC Student Survey data by climate type. Visual color coding and symbols help make reading and interpreting data quicker and more intuitive.

A summary score at the bottom represents the percentage of students considered at risk or protected for each climate scale. For example, the Depressed Climate Scale represents all depression questions as a single percentage of students considered at risk for the Depression Climate Type as a whole.



The report also includes suggestions on what **AREAS YOU CAN IMPROVE** if risk scores are high or protective scores are low.

DATA HELPS SCHOOLS QUICKLY IDENTIFY RISK "HOT SPOTS" AND PROTECTIVE "STRENGTH SPOTS."

COMPARE DISTRICT TO STATE AVERAGE

Data is color-coded like a heat map to quickly reveal relative areas of concern and strengths.

10+ percentage points worse

1-10 percentage points worse

Same, +/- 1 percentage point

1-10 percentage points better

10+ percentage points better

COMPARE SCHOOLS WITHIN DISTRICT

Symbols quickly identify differences between high school (HS) / middle school (MS), and district changes from last year. You want to see lower risk and higher protective scores.

Trend	USD	HS	KS HS	MS	KS MS
DEPRESSED CLIMATE SCALE					
⊗	35.7	36.1	35.4	35.3	31.6
⊗	10.0	2.8	7.6	17.7	8.0
⊗	8.6	5.6	4.2	11.8	4.5
✓	0.0	0.0	1.2	0.0	1.7

Example climate scale.

PROTECTIVE AND RISK FACTORS IMPACT ACADEMIC SUCCESS! THE MTSS CLIMATE TYPES REPORT QUICKLY SHOWS WHICH AREAS TO FOCUS ON TO IMPROVE YOUR SCHOOL OUTCOMES.



Positive school climate
correlates with graduation rates

Regularly monitor and evaluate school climate to:



- Inform school improvement efforts and strategic planning.
- Assess ability to meet state standards and achieve state board outcomes.

The Climate Types Report is a powerful tool to help achieve those efforts due to its high reliability and correlations with academic outcomes. When coupled with supporting resources and guidance, this data can empower schools to make targeted school climate improvements that reduce student risk and increase student wellbeing, growth, and achievement.

HIGHER PROTECTIVE AND LOWER RISK CLIMATE TYPE SCORES ARE ASSOCIATED WITH HIGHER:



Academic performance starts
with engagement

- State, ACT, and other test scores
- Graduation rates
- Academic performance
- Collaborative problem solving
- Skill and knowledge acquisition
- Attendance



FOCUS ON THESE AREAS TO IMPROVE YOUR SCHOOL CLIMATE:




- **STUDENT VOICE:** Consider ways to engage students and make work meaningful/important.
- **STUDENT AGENCY:** Give opportunities to be involved in classroom/extracurricular activities, make decisions, and talk with teachers one-on-one. Also consider ways to ensure students feel safe.
- **GUARDIAN RELATIONSHIPS:** Share data and resources with guardians to promote positive childhood experiences.
- **TEACHER RELATIONSHIPS:** Remind teachers to let students and guardians know when students do a good job and work hard. Special classroom projects offer great opportunities for recognition.


Did you
know?

MTSS climate types align with Board of Education goals, such as graduation, social emotional growth/learning, and individualized plans of study.

QUICK LINKS



[View Sample
Report](#)



[KSDE Climate
Types Reports
FAQs](#)

DEPRESSION RISK FACTOR

All risk factors can negatively impact student minds and bodies, but the effects of depression are profound. It can:



- Interfere with memory and concentration.
- Cause irritability and lead to conflict.
- Block the prefrontal cortex and impede comprehension.

Pay close attention to the Depressed Climate Type, and view the MTSS Report for suicide resources and strategies.

MORE INFORMATION

- [KSDE's Measuring Social-Emotional Growth Locally toolkit](#)
- [Kansas MTSS & Alignment BSEL Repository](#)